


# How to Use Sprint WebCapTel

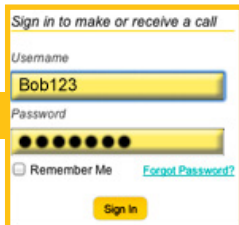
Start today and enjoy telephone conversation over the Web with ease.

## How to Place a Call

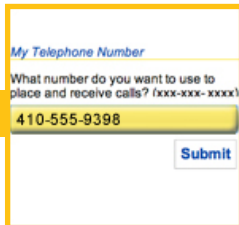
1. Go to the website at [sprintcapter.com](http://sprintcapter.com).
2. Login to WebCapTel on top of page.
3. Enter username and password, then click Sign In.
4. Enter the phone number to be used to place and receive calls. Click Submit.
5. Type the "Number to Dial" for the person you are calling on the Place Call Screen.
6. Click Place Call.
7. Sprint WebCapTel will dial your phone number first. Once you answer, the system will automatically dial the person you are calling.
8. Captions of what your caller says will appear on the computer screen for you to read during the conversation.



2



3



4




5



6



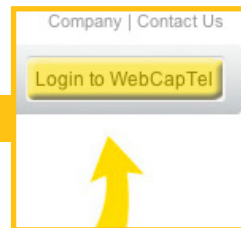
7



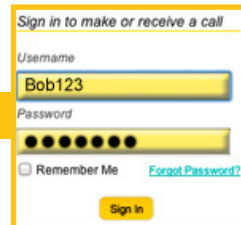
8

## How to Receive a Call

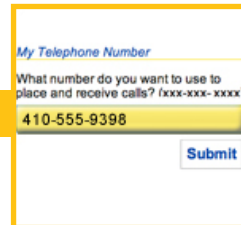
1. Go to the website at [sprintcapter.com](http://sprintcapter.com).
2. Login to WebCapTel on top of page.
3. Enter **username** and **password**, then click **Sign In**.
4. Enter the phone number to be used to place and receive calls. Click **Submit**.
5. On the **Place Call** screen, right-hand side, you will see "Waiting for calls at" and your phone number. You're ready to receive calls!  
**NOTE:** Do not log out as you will not be able to receive incoming calls
6. Have your callers dial 800-933-7219, then dial your telephone number and press pound (#).
7. When your phone begins ringing, answer it.
8. Captions of what your caller says will appear on the computer screen for you to read during the conversation.



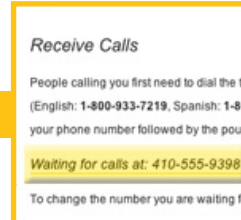
2



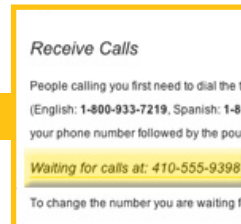
3



4




5



6



7



8

